Nampa Fire Protection District – Prevention Bureau
Prevention Phone: 208-468-5751
Email: Prevention@nampafire.org
Admin Office: 9 12th Ave South – Nampa, ID 83651

How to Apply for Permits

Step #1

Navigate to **https://www.nfdprevention.org/**. Download the application under the "Resources" section.

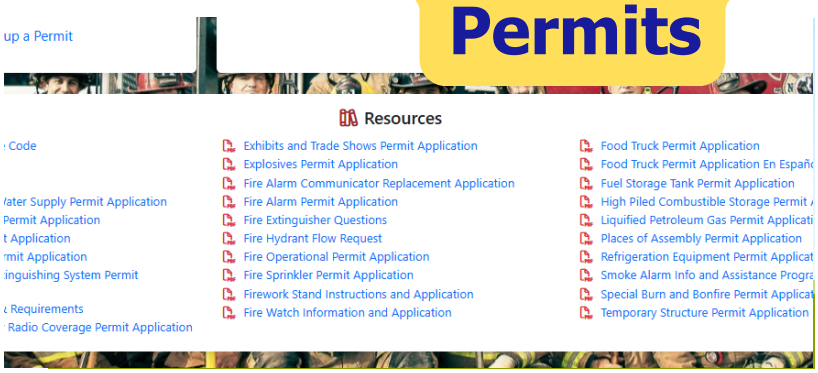

Step #2

Click "Login or Register"

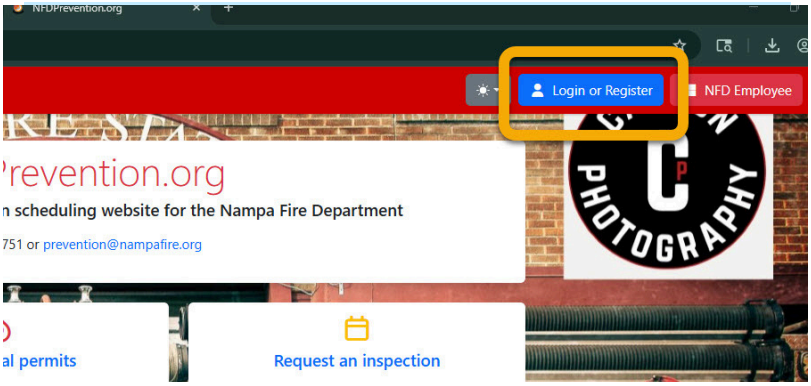

Step #3

Click on the type of permit you need: "**New Construction Permit**" or "**Operational Permit**." "**New Construction Permit**" are permits for fire alarms, sprinkler systems, hood and duct, new residential access, and more. "**Operational Permit**" is for all other operation permits, for example: firework stand, pyrotechnic, mobile food truck, etc.

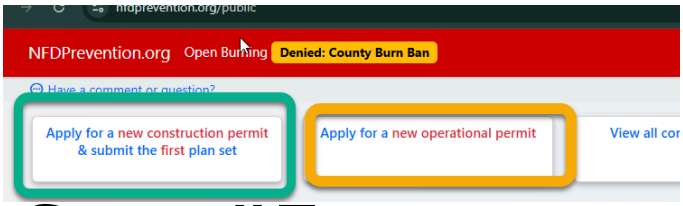

Step #4

Fill out each field. When uploading files, please make sure to upload only 2 PDF files per submittal.

There is no file size limit.

Please name PDF files with your application form and supporting docs (cut sheets, calcs, etc.) accordingly.

Example Below - File name: 1213 1st St Ave_Application and Supporting Docs)

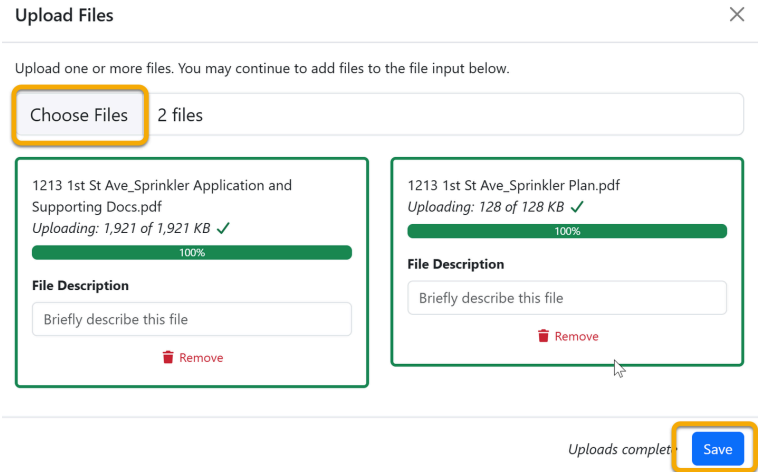

Step #5

After you have uploaded your submittal, it will manually send a notification to us that you have applied for a permit. We will get it processed. You will be notified along the way with the status of your permit via text and email.

Step #6

Once the documents have been approved, fees will be invoiced through miViewPoint/Community Connect. Once fees have been paid, we will upload the "Approved Plans." An email and text will be sent to you, letting you know that your plans have been approved and are ready to be accessed.